



**GURUKUL INTERNATIONAL SCHOOL**  
JANJGIR

*We Love, We Share, With Care*



# ASSIGNMENT

## SESSION 2024-25



**CLASS – KG-II**

**NAME - .....**

गायत्री मंत्र

ॐ

भूर्भुवः स्वः

तत्सवितुर्वरेण्यं

भर्गो देवस्यः धीमहि

धियो यो नः

प्रचोदयात् ॥


**Chanting Gayatri Mantra every day**

# SUBJECT-MATHS

1. Colour the given pictures and write tall and short, big and small.



[Empty rounded rectangular box]





[Empty rounded rectangular box]





★ 2. Count the objects in each set and write the correct number with its number name.

  
.....  
.....  
.....  
.....  
.....

3. Draw a line from the number to its name

1 •

2 •

3 •

4 •

5 •

6 •

7 •

8 •

9 •

10 •

• two

• eight

• four

• six

• ten

• seven

• one

• five

• nine


• three

4. Write missing backwards counting.





5. Write the missing numbers 1 to 50.





## विषय - हिंदी

1. दो वर्णों वाले शब्द लिखिए-

घ + र =

न + ल =

ध + न =

प + त्र =

म + न =

ड + र =

ज + ल =

क + र =

र + थ =

स + च =

ज + ग =

र + स =

व + न =

न + स =

व + र =

म + ल =

छ + त =

छ + ल =

2. चित्र देखकर सही अक्षर पर गोला ○ लगाइए -

	ह अ: छ		ख घ ज
	क ग ब		अं अ ग
	अ प त		ग म भ
	ख आ अ		ल र क
	स श ष		अ अं आ
	ठ प म		ड द थ
	थ ह ग		ष श स

3. शब्द को चित्र से मिलान करें -



दस

नल

फल

रथ

जग

टब

घर

बस

पढ़

पग



10







4. चित्र देखकर पहला अक्षर लिखिए -




5. खाली स्थान में सही अक्षर लिखकर शब्द पूरा कीजिये -


	घ .....		ग .....
	फ .....		ई .....
	ज .....		प .....
	छ .....		व .....
	ध .....		न .....

**SUBJECT-ENGLISH**

**1. Write first letter of the given picture.**



\_\_\_\_\_




\_\_\_\_\_



\_\_\_\_\_



\_\_\_\_\_




\_\_\_\_\_




\_\_\_\_\_



\_\_\_\_\_



\_\_\_\_\_



\_\_\_\_\_



\_\_\_\_\_



2. Write the missing letter.



ANT



IRD



IG



EE



ALL



AR



GG



AN



ION



UN



OOK



ISH



UCK



TAR



REE



RAIN

3. Match the correct picture with their word



fan



cat



bag



man



cap



bat



tap



hat



mat



rat




pan



van

**Color the given pictures (Primary Color)**




**Whale (Blue)**



**Lychee (Red)**






**Pineapple (yellow)**



**Pear (green)**


**Think the fruits colour & accordingly colour it.**



# SUBJECT-GENERAL AWARENESS

1. *Colour the healthy foods.*

## HEALTHY OR NOT HEALTHY?



2. Colour green on Yes and red on No block.

**IS IT A GOOD HABIT?**

 YES NO	 YES NO	 YES NO
 YES NO	 YES NO	 YES NO
 YES NO	 YES NO	 YES NO



**Book work:**

**Cursive writing-**

- 1. Trace the given strokes –page no.3 to 5**
- 2. Trace the lines and color in the pictures(fish and snail page no.3 and 5)**

**Literacy (course book) –**

- 1.Look at the picture. Trace and write its name.(page no.-17 to 21)**
- 2.Assessment sheet workbook-look at picture. Circle the correct picture name. (page no.-7)**
- 3.Circle the picture whose name begins with the sound of the given letter.( Phonics book- page no.4 and 5)**
- 4.Circle the vowel ‘a’ in each word .(page no.-6, Phonics)**

## विषय - हिंदी

प्रश्न 1. आओ वर्णमाला दोहराएं (page no. -4)

प्रश्न 2. दो अक्षरों वाले शब्द ( page no.-8 ,9)

अभ्यास(page no.-11)

प्रश्न 3- तीन अक्षरों वाले शब्द (page no.-12,13)

अभ्यास (page no. 15)

## Rhymes (learn the rhymes)–

English – 1. ABCD

2. One, Two, Three

3. On My Face

हिन्दी - 1. गिनती

2. जानवर

3. आम